



# hipSTAR FLEX 11,5 mm e2e hipSTAR FLEX 12,7 mm e2e

Herstellerinformation und Gebrauchsanleitung /  
Manufacturer's information and instructions for use

Ersatzteil für hipSTAR FLEX 11,5 mm + hipSTAR FLEX 12,7 mm  
(in verschiedenen Längen)

Replacement part for hipSTAR FLEX 11,5 mm + hipSTAR FLEX 12,7 mm  
(in various lengths)

## OD LOOP 7MM T:

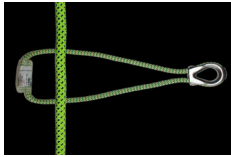


Abb. 1




Abb. 2




Abb. 3



Abb. 4

Achten Sie bei der Ausführung der Umschlingungen, dass die Seile nicht verkreuzt werden. Die Seile müssen parallel liegen.

## OP 8mm e2e P:

hipSTAR FLEX 11,5mm: OP 8mm e2e P kann wahlweise mit 5-fachem Distel, Valdotaïn Tresse (4+3) wie unten beschrieben verwendet werden. Michoacan darf nicht verwendet werden!

hipSTAR FLEX 12,7mm: OP 8mm e2e P kann wahlweise mit 5-fachem Distel, Valdotaïn Tresse (4+3) oder Michoacan wie unten beschrieben verwendet werden. In den folgenden Abbildungen ist beschrieben, wie die Knoten korrekt zu binden sind.

## Valdotaïn Tresse (4+3) Abb. 5 bis 14:




Abb. 5




Abb. 6




Abb. 7




Abb. 8




Abb. 9



Abb. 10



Abb. 11



Abb. 12



Abb. 13



Abb. 14

## Distel (5-fach) Abb. 15 bis 24:




Abb. 15



Abb. 16




Abb. 17



Abb. 18



Abb. 19



Abb. 20



Abb. 29



Abb. 30



Abb. 21



Abb. 22



Abb. 31



Abb. 32




Abb. 23




Abb. 24




Abb. 33

## Michoachan Abb. 25 bis 33:




Abb. 25




Abb. 26




Abb. 27




Abb. 28

Der fertig zusammengebaute hipSTAR FLEX sieht folgendermaßen aus:



## WARNING!

This product may only be used as a replacement part for hipSTAR FLEX from TEUFELBERGER, but never separately without the other components of hipSTAR FLEX. Separately, that is, without the other components of hipSTAR FLEX, it is NOT type-examined and DOES NOT comply with the specified standards.

This replacement part may be exchanged only by a competent person or under the supervision of such competent person. For this task, be sure to observe these Instructions for use!

Such replacement can also be performed by TEUFELBERGER for a fee. To do so, please send the product to the above-mentioned address! If you have any doubts as to whether you have the necessary knowledge and experience, it is absolutely necessary that you consult a competent person or TEUFELBERGER.

TEUFELBERGER is not responsible for direct, indirect or incidental consequences/damage occurring during or after the use of this product and resulting from improper use, especially caused by incorrect assembly.

For replacements, only use the replacement part approved by the manufacturer and supplied together with this Manufacturer's Information brochure. Never use it for any purpose other than the one described below. Before proceeding to use hipSTAR FLEX again, be sure to verify that the replacement part has been exchanged correctly. If you do not have the necessary experience, skills, and knowledge for such task, please consult a competent person or the manufacturer.

When using this product, be sure to observe the Manufacturer's Information brochure for hipSTAR FLEX. All pieces of information provided with regard to transport, storage, cleaning, and service life also apply to a hipSTAR FLEX with a replaced hipSTAR FLEX e2e.

hipSTAR FLEX e2e is just one of the components of hipSTAR FLEX. Replacing it makes it

possible to continue using the system provided that all the other components of hipSTAR FLEX are in an appropriate condition. To assess the condition, please observe the Manufacturer's Information brochure for hipSTAR FLEX, or contact a competent person.

The person responsible for the replacement makes an entry about the replacement of hipSTAR FLEX e2e on the inspection record sheet appended to the Instructions for Use of hipSTAR FLEX and confirms this entry by adding the date and his/her signature.

## ASSEMBLY

Before proceeding in accordance with the following assembly instructions, please consider if you really have the knowledge and experience necessary for this task. Otherwise, be sure to consult a competent person or the manufacturer of the PPE.

## WARNING!

The hipSTAR FLEX system comprises the following textile components: the present hipSTAR FLEX e2e as well as OD Loop 7mm T, and OP 8mm e2e P.

Pay attention to the different lengths and article numbers of OD Loop 7mm T:  
7350116 for hipSTAR FLEX 11.5mm  
7350133 for hipSTAR FLEX 12.7mm

Before replacing the hipSTAR FLEX e2e with rope end stitching in your hipSTAR FLEX, be sure to verify that the remaining components can still be used. Keep in mind that, for the textile components OD Loop 7mm T and OP 8mm e2e P, the maximum service life is 2 years (OD Loop 7mm T) and 3 years (OP 8mm e2e P), respectively, from the initial removal of the product from its undamaged, light-protected package. For the assessment of the condition, be sure to observe the Manufacturer's Information brochure for hipSTAR FLEX, or contact a competent person. We recommend using a new hipSTAR FLEX if it becomes necessary to exchange several components.

## WARNING

The use of our products can be dangerous. Our products may only be used for their intended purpose. They must particularly not be used for lifting as specified in EU directive 2006/42/EC. The customer is responsible that the user has been trained in the safe use of the product and in accompanying safety precautions. Be aware of the fact that the product can cause damage if wrongly used, stored, cleaned or overloaded. Check national safety regulations, industry recommendations and standards for local requirements. TEUFELBERGER® and 拖飞宝® are internationally registered trademarks of the TEUFELBERGER Group.

**OD LOOP 7MM T:**

FIGURES 1 - 4, PAGE 4

When making the wraps, be sure that the ropes do not cross one another. The ropes must be arranged parallel to one another.

**OP 8mm e2e P:**

hipSTAR FLEX 11.5mm: OP 8mm e2e P can optionally be used with a 5-fold Distel hitch or a Valdotaïn Tresse (4+3), as described hereinbelow. Do not use a Michoacan!

**hipSTAR FLEX 12.7mm:** OP 8mm e2e P can optionally be used with a 5-fold Distel hitch, a Valdotaïn Tresse (4+3), or a Michoacan, as described hereinbelow. The following illustrations describe how to tie the knots correctly.

**Valdotaïn Tresse (4+3)**, Figures 5 - 14, Page 4:

**Distel hitch (5-fold)**, Figures 15 - 24, Pages 4-5:

**Michoacan**, Figures 25 - 33, Page 5:

This is what the fully assembled hipSTAR FLEX should look like:



# NOTES



**Download**  
Treecare Catalogue



**Manufacturer:**  
**TEUFELBERGER Fiber Rope GmbH**

Vogelweiderstraße 50

4600 Wels, Austria

Telephone: +43 (0) 7242 413-0

Fax: +43 (0) 7242 413-169

fiberrope@teufelberger.com

[www.teufelberger.com](http://www.teufelberger.com)