

## FELCO 200C-50 Expert

Two-hand pruning shear - Length 50 cm (19.7 in.) - STRAIGHT cutting head

Made in Switzerland by FELCO, PATENT PENDING FOR CARBON-ALUMINIUM LINK



NEW



35mm/1.4in. 500mm/19.7in. 670g/23.6oz.



- **Reliable:** ultra-lightweight carbon fibre handles / blade and screw-mounted anvil blade made of high-quality hardened steel / clean, precise cut / all parts can be replaced
- **Efficient:** easy, durable cutting adjustment / slimline cutting head / grooved anvil blade for better grip
- **Ergonomic:** shock absorbers protect wrists and arms / handles with non-slip coating



Our recommendation (1 ★: Recommended, 2 ★: Strongly recommended, 3 ★: Best fit)

Viticulture	★★★
Arboriculture	★★★
Horticulture	★★★
Parks and Gardens	★★★
Nursery	★★★
Small hand	★★★
Large hand	★★★
Left-handed	★★★

---

## The points of excellence



### Carbon fibre handles

High-technology, very strong and super-light materials.



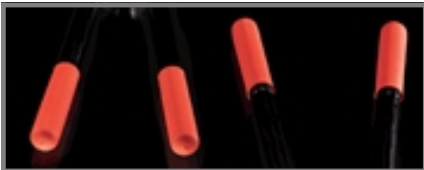
### Straight cutting head

Ultra-precise cutting heads for the most demanding work.



### Shock absorption system

FELCO's special cushion stops reduce impact at the end of a cut, protecting hand and wrist.



### Non-slip coating

Effective and comfortable grip.



### Modularity

The tool can be modified at any time to suit changing needs: in this product group, the user can change the type and length of handles, or switch from straight to curved cutting heads.

## Accessories



**FELCO 300**

Picking and Trimming Snip

For a clean cut



**FELCO 310**

Picking and Trimming Snip

For grape harvesting



**FELCO 902**

Sharpening tool

Sharpening stone



**FELCO 903**

Sharpening tool

Sharpener



FELCO 980

Maintenance product

Spray

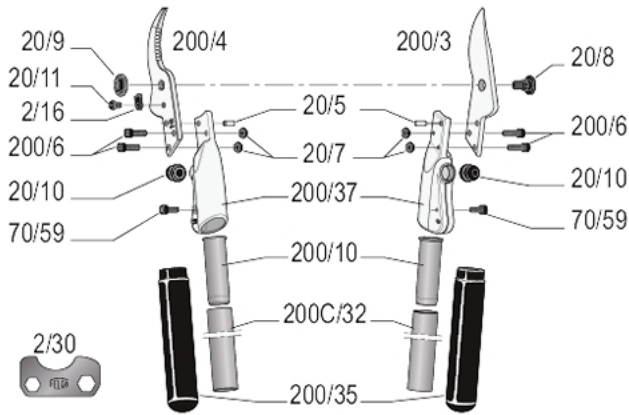


FELCO 990









Maintenance product

Grease

### Spare parts



	REF.	Designation	Composition	UCC bar code
	2/30	Adjustment key	1x 2/30	
	200/3	Blade	1x 200/3	
	200/4	Anvil-blade	1x 200/4	
	20/93	Kit	2x 20/10	
	20/94	Kit	1x 20/9 + 1x20/8	
	200/37	Joint	1x 200/37 + 1x 20/10 + 1x 20/5 + 1x 70/59	
	200C/32	Carbon fibre handles length 32 cm (12.6 in.)	2x 200C/32 + 2x 200/35 + 2x 200/10	
	200/10	Bush for carbon fibre handles	1x 200/10	
	200/35	Coatings	2x 200/35	
	20/5	Pin	1x 20/5	

	70/59	Screw	1x 70/59
	200/6	Screw	1x 200/6
	20/8	Bolt	1x 20/8
	20/9	Nut	1x 20/9
	20/7	Nut	1x 20/7
	2/16	Locking segment	1x 2/16
	20/11	Screw for locking segment	1x 20/11
	20/10	Shock absorber	1x 20/10

## Maintenance



### Cleaning

It is advisable to clean your tool after each use.

If your tool is particularly dirty or subject to rusting after exposure to moisture, do not delay cleaning.



### Oiling

After cleaning, it is advisable to oil the tool so as to protect it from corrosion. The oil will also unjam the tool.



### Sharpening

It is advisable to sharpen your tool at least once a day, but if you feel that your tool is not cutting as well as usual, sharpen it right away!



### Dismantling

It is advisable to dismantle your tool on a regular basis, but at the very latest when it appears to be jammed.

## Replacement parts



### Changing the blade

When the blade and the anvil-blade no longer cross, or when the blade is badly damaged, it is advisable to change it.

Regulate the working of the blade and anvil-blade by adjusting the tightening of the nut. The blade should rub against the anvil-blade over 2/3 of its length.



### Changing the anvil-blade

When the blade and anvil-blade no longer cross and the anvil-blade is badly damaged, it is advisable to change it.



### Changing the shock absorbers

When the tool closes too abruptly during pruning the shock absorbers should be changed.



### Changing the carbon fibre handles

If one of the tubes develops a crack, change it.



### Changing the plastic coatings for handles

If the coatings are badly damaged, you can replace them.